



SSP

Safety System Products

S14LDRB-H08-E2-I1-Q1A0-Q2I0-Q3C0-Q4I0-W10

Safety Simplifier | for two HOLDX R1

Your advantages

- 14 I/O's as safety inputs or redundant OSSD-outputs
- wireless interface for safe communication, programming & diagnosis
- IP65
- 40mm width for aluminium safety fence systems



[To the downloads ►](#)

we simplify safety



Safety System Products

S14LDRB-H08-E2-I1-Q1A0-Q2I0-Q3C0-Q4I0-W10

With the Safety Simplifier we take safety where it is needed and we provide safety where it is needed with the Safety Simplifier and make it easier for you to develop user-friendly safety systems, such as on access doors. Simply connect up your sensors, locking systems or light curtains. Select the required push button and/or emergency stop button and you have a complete safety solution with analysis and diagnosis functions. This data is wirelessly transmitted via another Safety Simplifier or directly transmitted to your existing system in a fail-safe manner.

General data

Type designation	S14LDRB-H08-E2-I1-Q1A0-Q2I0-Q3C0-Q4I0-W10
Functional type	Safety PLC with safe wireless interface, internal antenna

Button position 1

Type designation	E2
Function type	Emergency- Stop- Button

Button position 2

Type designation	I1
Function type	Illuminated Button
Colour	red, yellow, green, blue, white

Connection

- Position 2	Q2I - female connector M12 8-Pin
- Position 3	Q3C- male connector M12 5-Pin
- Position 4	Q4I - female connector M12 8-Pin

Safety data

CPU

- EN ISO 13849-1: 2008	Category 4
- IEC 61508-2	SIL CL 3
- EN 62061 PFHD [1/h]	□
- EN ISO 13849-1: 2008 TM [Year]	20

1-channel input

- EN ISO 13849-1: 2008	Category 2
- IEC 61508-2	SIL CL 2



Safety System Products

S14LDRB-H08-E2-I1-Q1A0-Q2I0-Q3C0-Q4I0-W10

- EN 62061 PFHD [1/h]	□
- EN ISO 13849-1: 2008 TM [Year]	20

2-channel input

- EN ISO 13849-1: 2008	Category 4
- IEC 61508-2	SIL CL 3
- EN 62061 PFHD [1/h]	□
- EN ISO 13849-1: 2008 TM [Year]	20

1-channel OSSD output

- EN ISO 13849-1: 2008	Category 2
- IEC 61508-2	SIL CL 2
- EN 62061 PFHD [1/h]	□
- EN ISO 13849-1: 2008 TM [Year]	20

2- channel OSSD Output

- EN ISO 13849-1: 2008	Category 4
- IEC 61508-2	SIL CL 3
- EN 62061 PFHD [1/h]	□
- EN ISO 13849-1: 2008 TM [Year]	20

2- channel relais output

- EN ISO 13849-1: 2008	Category 4
- EN 62061 SIL CIL	SIL CL 3
- EN 62061 PFHD [1/h]	□
- EN ISO 13849-1: 2008 TM [Year]	20

Approvals	CE, TÜV
-----------	---------

Environmental conditions

Max. storage temperature	-20°C ... +65 °C
Max. operating temperature	-20°C ... +65 °C

Electrical data

Technical data wireless safety

- max. amount of safe wireless channels	16
---	----

Channels

- Channel 1	2405 MHz
-------------	----------



Safety System Products

S14LDRB-H08-E2-I1-Q1A0-Q2I0-Q3C0-Q4I0-W10

- Channel 2	2410 MHz
- Channel 3	2415 MHz
- Channel 4	2420 MHz
- Channel 5	2425 MHz
- Channel 6	2430 MHz
- Channel 7	2435 MHz
- Channel 8	2440 MHz
- Channel 9	2445 MHz
- Channel 11	2455 MHz
- Channel 10	2450 MHz
- Channel 12	2460 MHz
- Channel 13	2465 MHz
- Channel 14	2470 MHz
- Channel 15	2475 MHz
- Channel 16	2480 MHz
- amount of clamps	32
Supply voltage	10 - 30 V
Current consumption	110 mA with LED display
Conductor cross section	
- single wire	0,08 ... 0,5 mm ²
- fine wire	0,08 ... 0,5 mm ²
- fine wired (wire sleeve without plastic collar)	0,25 mm ²
stripping length	5-6 mm
configurable In-/ Outputs	
14 semiconductor In-/ Outputs with help of software configurable	□
Amount of safe inputs	max. 14
Amount of safe semi-conductors OSSD outputs	max. 14
Amount of semi-conductors auxilliary outputs	max. 14
Amount of semi-conductors clock outputs	max. 8
Input current	HIGH 2,4 mA ... 3,8 mA LOW -2,5 mA ... 2,1 mA
Output type	PNP- Semiconductor
Output voltage	Operating voltage UB -0,5 V

S14LDRB-H08-E2-I1-Q1A0-Q2I0-Q3C0-Q4I0-W10

Seperate output current	max. 600 mA (bei UB 24 V)
Total output current	max. 2 A (bei UB 24 V)
Button position 1	
Type designation	E2
Function type	Emergency- Stop- Button
Switch type	2 Openers + LED
Bounce time NO	<10 ms
Bounce time NC	<10 ms
Break contact force opening	according to EN60947-5-1 Anh-K.
Illumination	LED
mechanical lifespan	50.000 switching cycles
electrical lifespan	50.000 switching cycles
B10d- Value	250.000
Button position 2	
Type designation	I1
Function type	Illuminated Button
Switch type	1 closing device + LED
Bounce time NO	<10 ms
Bounce time NC	<10 ms
Break contact force opening	EN60947-5-1 Anh-K
Illumination	LED
mechanical lifespan	30.000 switching cycles
electrical lifespan	30.000 switching cycles
General data	
Memory card	Installation of memory card MEM-SP-N-88-001-93 possible
Programming connection	Micro USB
Type terminal connection	clamp terminals
- fine wired (wire sleeve with plastic collar)	0,08 ... 0,5 mm ²
Input voltage	HIGH 75% from UB (adjustable by software) LOW 25% from UB (adjustable by software)
Technical data inputs	
Technical data safe OSSD outputs, auxilliary and test pulse outputs	



Safety System Products

S14LDRB-H08-E2-I1-Q1A0-Q2I0-Q3C0-Q4I0-W10

Short-circuit proof Yes

Mechanical data

Installation opening of buttons 22,5 mm

Type of housing H08

Dimensions

Height 44 mm

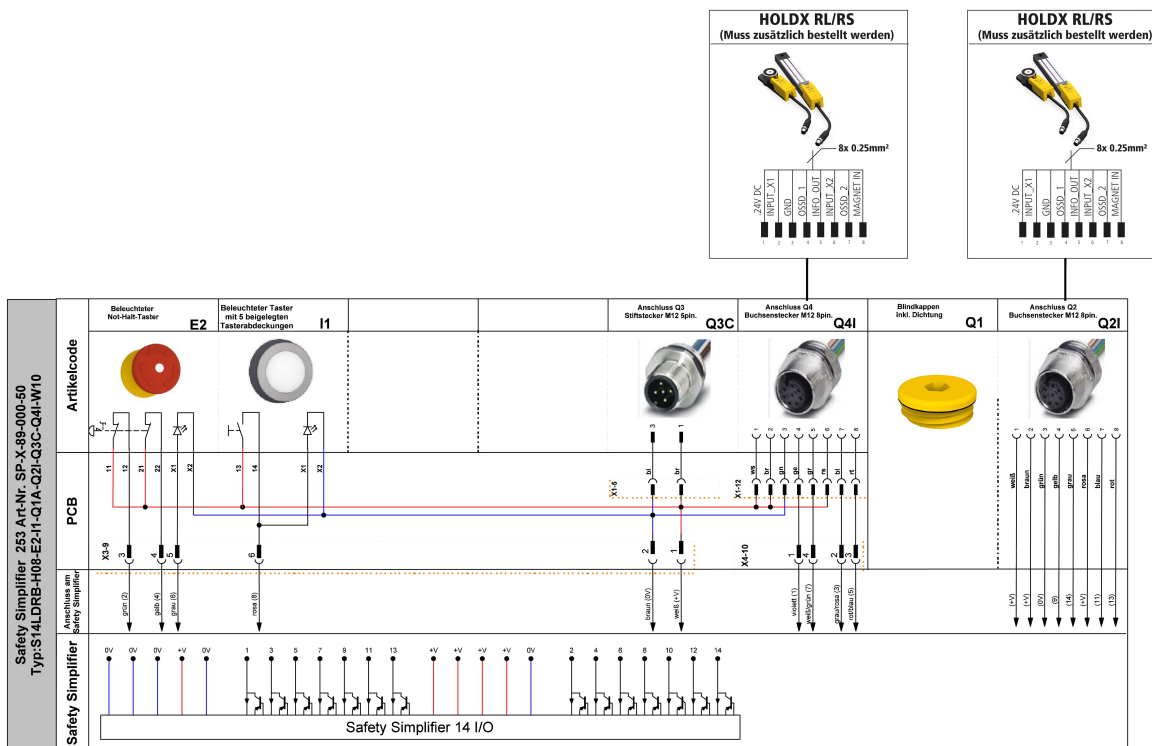
Length 253 mm

Width 42 mm

S14LDRB-H08-E2-I1-Q1A0-Q2I0-Q3C0-Q4I0-W10



Electrical drawings

Connection example 1


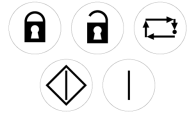
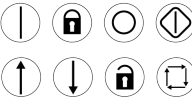






Equipment









Wireless Safety

Article code ZTK5	Button cap set for illuminated buttons	SP-X-88-001-19	
	Inscription label set ZB1	SP-X-88-001-21	

S14LDRB-H08-E2-I1-Q1A0-Q2I0-Q3C0-Q4I0-W10

	Inscription label set ZB2	SP-X-88-001-22	
	Inscription label set ZB3	SP-X-88-001-23	
	Inscription label set ZB4	SP-X-88-001-93	
Article code ZMT	Installation wrench	SP-X-88-001-25	
Article code ZUK	Liftingtool for button and light caps	SP-X-88-001-26	
Article code ZMB	Mounting plate big	SP-N-88-850-02	
Article code ZMS	Mountingplate small	SP-N-88-850-01	

S14LDRB-H08-E2-I1-Q1A0-Q2I0-Q3C0-Q4I0-W10

Article code ZSD	Screw with seal	SP-X-88-001-89	
External antenna for Safety Simplifier, cable length 1 m	Simplifier EXTA 1 m	SP-X-88-200-24	
External antenna for Safety Simplifier, cable length 10 m	Simplifier EXTA 10 m	SP-X-88-200-20	
External antenna for Safety Simplifier, cable length 2 m	Simplifier EXTA 2 m	SP-X-88-200-23	
External antenna for Safety Simplifier, cable length 5 m	Simplifier EXTA 5 m	SP-X-88-200-22	
External antenna for Safety Simplifier, cable length 8 m	Simplifier EXTA 8 m	SP-X-88-200-21	
Free software for the Safety Simplifier System	Simplifier Manager		
	Simplifier Monitor SRM	SP-N-88-850-03	

S14LDRB-H08-E2-I1-Q1A0-Q2I0-Q3C0-Q4I0-W10

Fastening set for Safety Simplifier for back panel
mounting

Simplifier ZHMS

SP-X-88-001-91



Fastening set for Safety Simplifier

Simplifier ZHS

SP-X-88-001-91



Safety switches

Magnetic process lock

HOLDX S1

SP-X-73-001-10



Accessories

M12-female connector, 12 pin, 10 m

M12-C12101-G

SP-X-33-000-21



M12-female connector, 12 pin, 20 m

M12-C12201-G

SP-X-33-000-22



M12-female connector, 5-pin

M12-C51-G

SP-X-33-001-00



M12-male connector, 5 pin

M12-C52-G

SP-X-33-001-01










M12-female connector, 8 pin

M12-C81-G


SP-X-33-001-02



S14LDRB-H08-E2-I1-Q1A0-Q2I0-Q3C0-Q4I0-W10

M12-male connector, 8 pin	M12-C82-G	SP-X-33-001-03	
M12-connecting cable, 12 pin, 1 m	M12-M12-C1213-G	SP-X-33-000-30	
M12-connecting cable, 5 pin, 0,5 m	M12-M12-C5023-G	SP-X-33-000-10	
M12-connecting cable, 5 pin, 1 m	M12-M12-C513-G	SP-X-33-000-11	
M12-connecting cable, 5 pin, 2 m	M12-M12-C523-G	SP-X-33-000-12	
M12-connecting cable, 8 pin, 10 m	M12-M12-C8103-G	SP-X-33-000-09	
M12-connecting cable, 8 pin, 1 m	M12-M12-C813-G	SP-X-33-000-25	

Operating elements

Universal hook	SP UH-K	
----------------	---------	---



Safety System Products

S14LDRB-H08-E2-I1-Q1A0-Q2I0-Q3C0-Q4I0-W10

Downloads

- Certificates
- STEP
- Catalog
- Product line
- Certificates
- Catalog packaging systems
- Operating manual
- EPLAN-Data